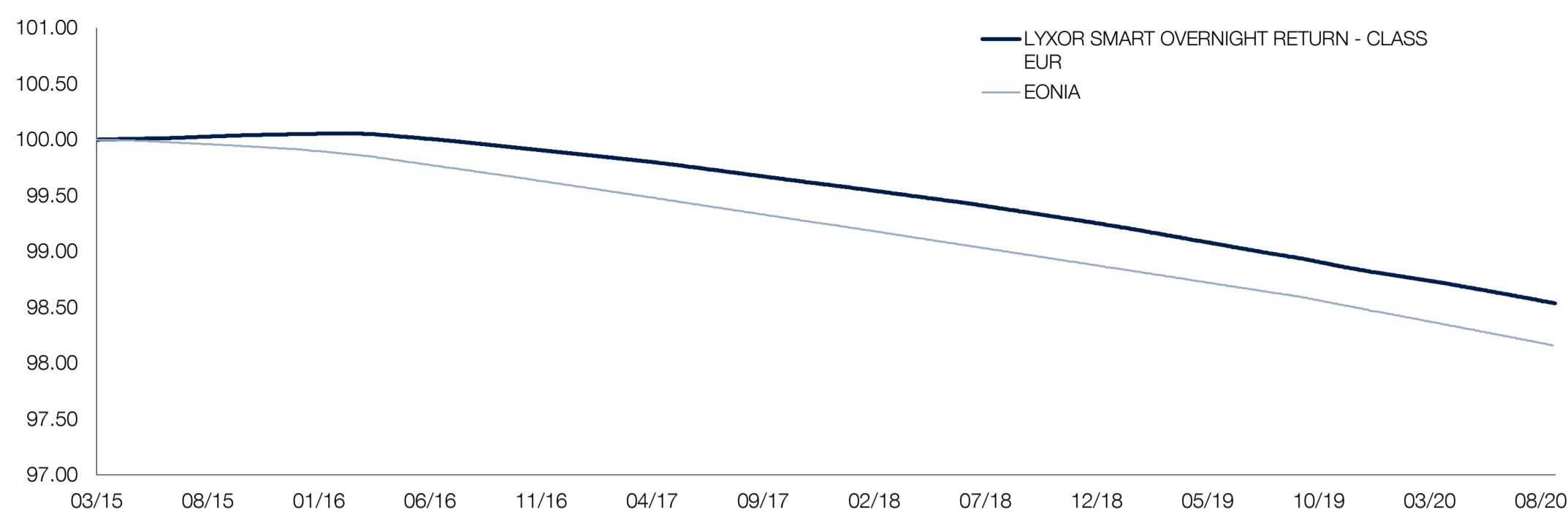
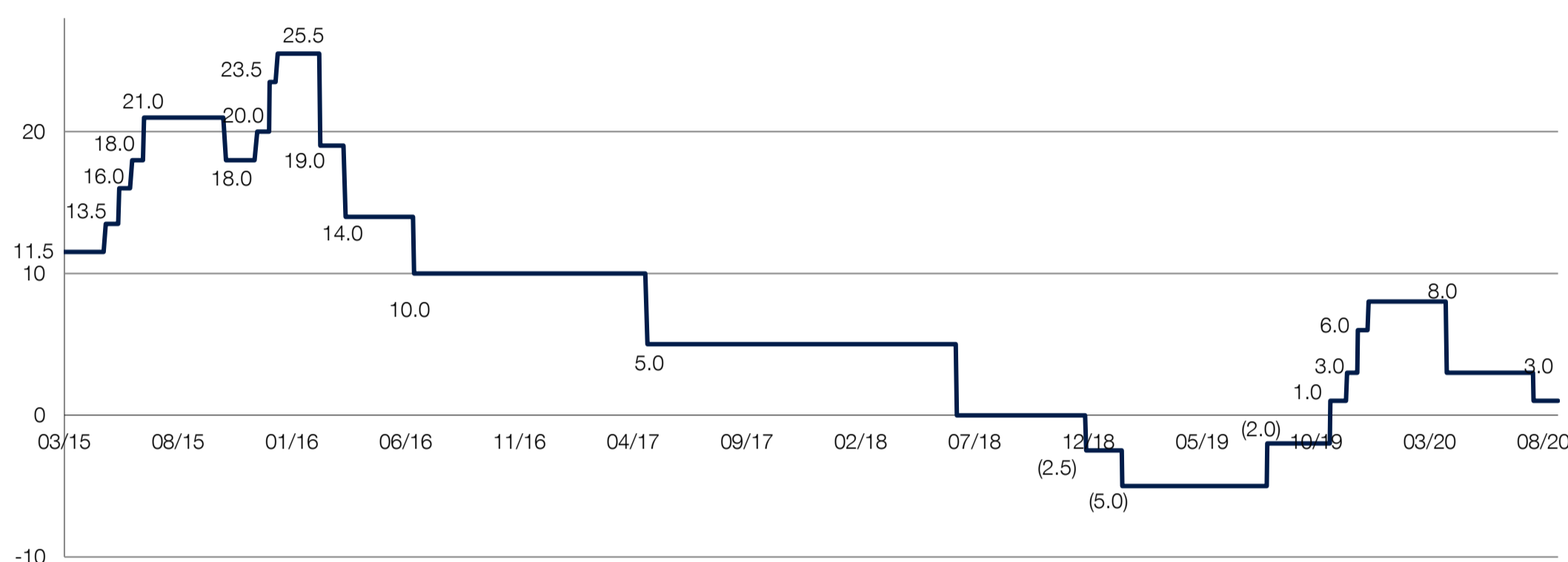


LYXOR SMART OVERNIGHT RETURN - CLASS EUR

NET PERFORMANCE SINCE INCEPTION



NET ANNUALIZED PREMIUM OVER EONIA (bps)



PERFORMANCE SINCE INCEPTION

	MTD	3 months	6 months	YTD	1 year	3 years	Since inception
LYXOR SMART OVERNIGHT RETURN - CLASS EUR	-0.04%	-0.11%	-0.21%	-0.28%	-0.42%	-1.14%	-1.46%
EONIA	-0.04%	-0.12%	-0.23%	-0.31%	-0.46%	-1.19%	-1.84%

All performances are based on official NAVs, net of fees.

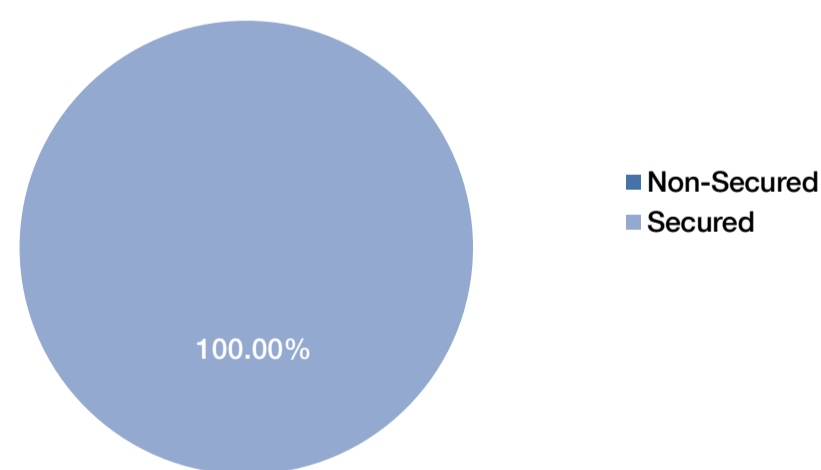
Historical monthly returns

	Jan	Feb	March	April	May	June	July	Augu	Sept	Oct	Nov	Dec	Annual
2020	-0.03%	-0.03%	-0.03%	-0.04%	-0.03%	-0.03%	-0.04%	-0.04%	-0.03%	-0.05%	-0.03%	-0.03%	-0.28%
2019	-0.03%	-0.03%	-0.04%	-0.04%	-0.04%	-0.03%	-0.04%	-0.03%	-0.03%	-0.03%	-0.03%	-0.03%	-0.42%
2018	-0.03%	-0.02%	-0.03%	-0.03%	-0.03%	-0.03%	-0.03%	-0.03%	-0.03%	-0.03%	-0.03%	-0.03%	-0.35%
2017	-0.02%	-0.02%	-0.02%	-0.02%	-0.03%	-0.03%	-0.02%	-0.03%	-0.03%	-0.03%	-0.02%	-0.03%	-0.29%
2016	0.00%	0.00%	-0.01%	-0.02%	-0.02%	-0.02%	-0.02%	-0.02%	-0.02%	-0.02%	-0.02%	-0.02%	-0.19%
2015			0.00%	0.00%	0.00%	0.01%	0.01%	0.01%	0.01%	0.00%	0.00%	0.00%	0.05%

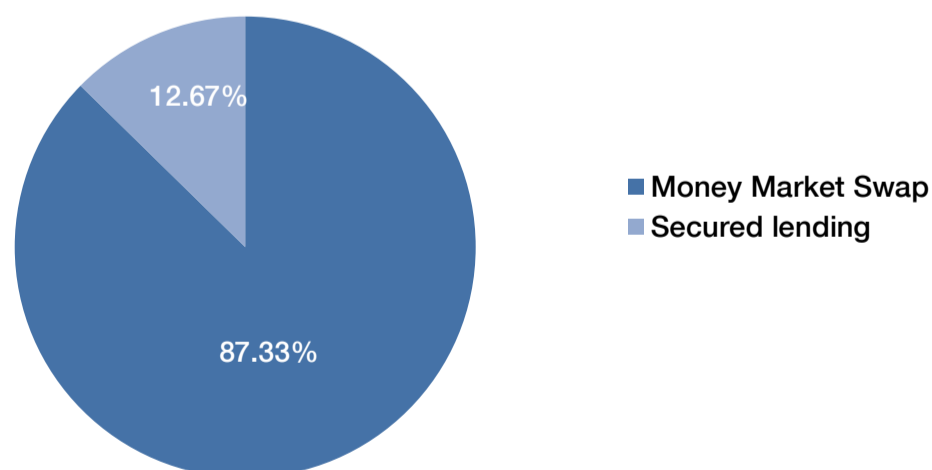
Past performances do not guarantee future results. All performances are based on official NAVs, net of fees.

PORTFOLIO ANALYSIS BY INSTRUMENT TYPE

SECURED VS NON-SECURED LENDING % OF NET ASSETS



INSTRUMENT TYPE % OF NET ASSETS



MAIN FUND CHARACTERISTICS

Bloomberg Code	LYXLSIE LX
Fund Structure	SICAV
Domiciliation	Luxembourg
UCITS Compliant	Yes
ISIN Code :	LU1190418134
Currency of the Class	EUR
Inception date of the class	March 2, 2015
NAV per share at inception (EUR)	1 000
Total Expense Ratio p.a	0.050%
Currency Risk	No
NAV per Share(EUR)	985.3503
Fund Net Asset Value (M EUR)	1,340.19
Umbrella (M EUR)	-
Minimum investment(Share)	1 000 000
Income	Capitalisation

INDEX INFORMATION

Full Name	EONIA
Exposure	EONIA
Assets	Money Market
Index type	Capitalised EONIA
Currency	EUR
Index Reuters code	EMTSDEOI=
Index Bloomberg code	EMTSDEOI
Further information	www.mtsindices.com

KEY FIGURES

Fund Net Asset Value (M EUR):	1,340.1873
NAV per Unit (EUR) :	985.3503
Annualized Performance	-0.2678%
Annualized Volatility	0.0162%

All performances are based on official NAVs, net of fees.

Counterparty exposure*	Actual	-3.82%
	Target	< 0.00%
Expected loss**	Actual	-0.009%
	Target	< 0.05%

* The sum of counterparty liabilities traded with the fund minus the value of the basket of securities used as guarantees

** Expected loss is the average expected loss in relation to the risk of default of the counterparty, i.e. the Loss Given Default for the affected counterparty times the probability of default of this counterparty. The actual loss may be higher than the expected loss.

Minimum counterparty rating	A-
Rate Sensitivity	0
Weighted Average Maturity	Actual 1 Day
Weighted Average Life	Actual 1 Day

INVESTMENT POLICY

The LYXOR SMART CASH is a UCITS compliant fund that aims to achieve short term returns higher than the benchmark index EuroMTS Eonia Investable with extremely low volatility.

The fund is actively managed and invests in a diversified portfolio of financial instruments and repurchase agreements, in an environment of a strict risk and liquidity monitoring.

The Eonia rate is an effective overnight interest rate computed as a weighted average of all overnight interbank assets transactions in the interbank market in Euros.

TOP 10 HOLDINGS

Full Name	Weight	Country	Sector	Assets
Softbank Corp	7.57%	JP	Communications	Equity
Sanofi	7.18%	FR	Consumer, Non-cyclical	Equity
Total Sa	5.60%	FR	Energy	Equity
BNP Paribas	5.00%	FR	Financial	Equity
ENGIE	4.22%	FR	Utilities	Equity
Merck & Co Inc	3.28%	US	Consumer, Non-cyclical	Equity
Microsoft Corp	3.06%	US	Technology	Equity
Veolia Environnement SA	2.85%	FR	Utilities	Equity
Salesforce.com Inc	2.47%	US	Technology	Equity
CREDIT AGRICOLE	2.35%	FR	Financial	Equity

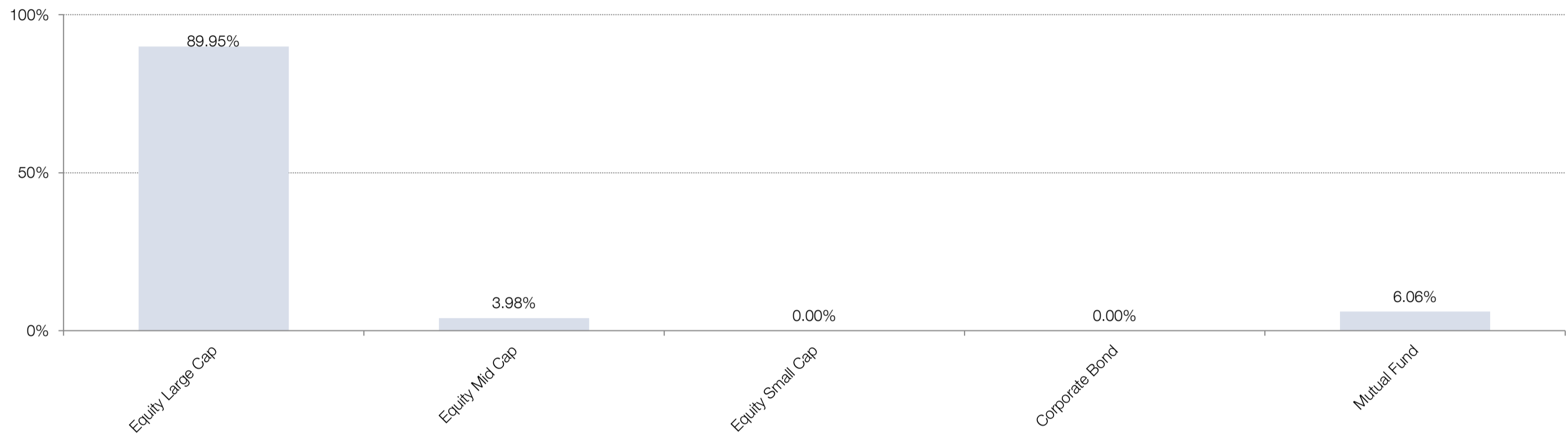
Total number of Securities used as guarantees 166

This material has been prepared for informational purposes only and does not constitute an offer, or a solicitation of an offer, to buy or sell any security or instrument, do not constitute an offer of purchase, sale or subscription of financial instruments nor is it a marketing proposal to participate in any investment strategy or an offer of financial services. Any such offer or solicitation may be made only pursuant to the Prospectus or Offering Memorandum. This product may be subject to restrictions with regard to certain persons or in certain countries under national regulations applicable to said persons or in said countries. Lyxor Asset Management and its subsidiaries may not be held responsible for the financial or other consequences that may arise from the investment in this product. The information presented in this document is based on market data at a given moment and may change from time to time. Past performances do not guarantee future results.

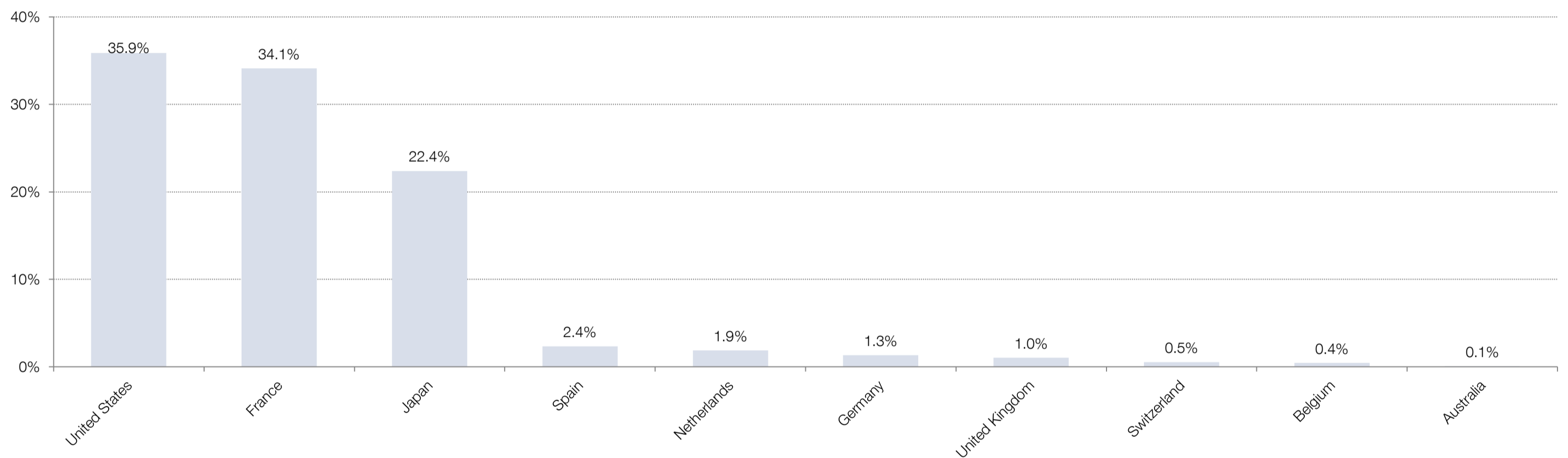
LYXOR SMART OVERNIGHT RETURN - CLASS EUR

ANALYSIS OF THE BASKET OF SECURITIES USED AS GUARANTEES

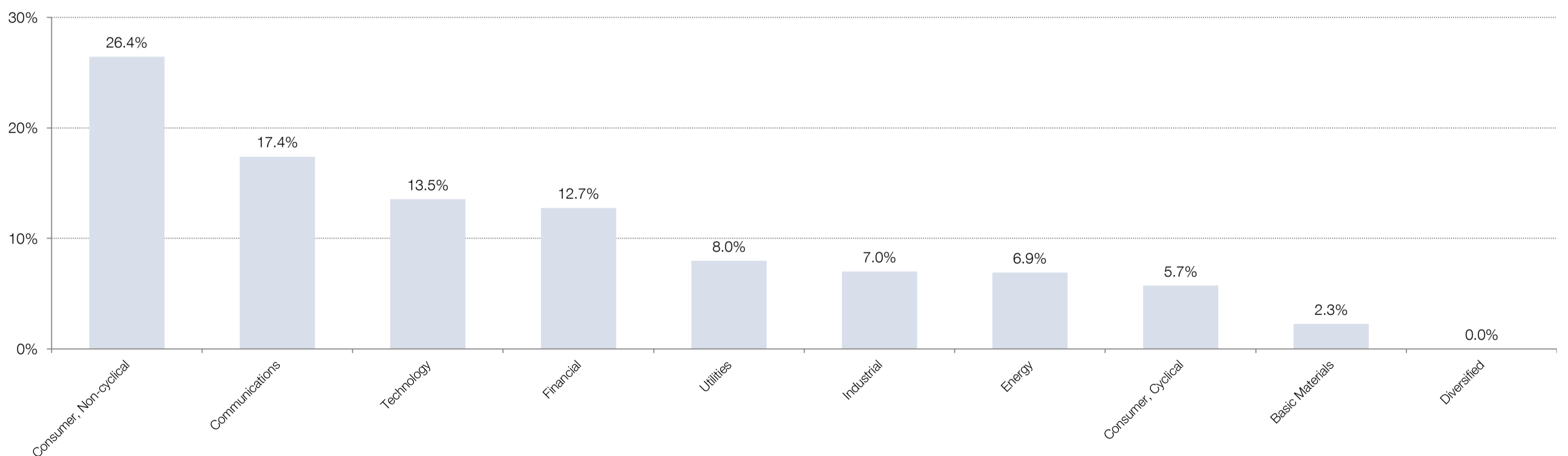
ASSETS CATEGORIES BREAKDOWN



GEOGRAPHICAL BREAKDOWN OF THE EQUITIES



SECTORAL BREAKDOWN OF THE EQUITIES



THIS DOCUMENT IS FOR THE EXCLUSIVE USE OF INVESTORS ACTING ON THEIR OWN ACCOUNT AND CATEGORISED EITHER AS "ELIGIBLE COUNTERPARTIES" OR "PROFESSIONAL CLIENTS" WITHIN THE MEANING OF MARKETS IN FINANCIAL INSTRUMENTS DIRECTIVE 2004/39/CE.

This material has been prepared for informational purposes only and does not constitute an offer, or a solicitation of an offer, to buy or sell any security or instrument, do not constitute an offer of purchase, sale or subscription of financial instruments nor is it a marketing proposal to participate in any investment strategy or an offer of financial services. Any such offer or solicitation may be made only pursuant to the Prospectus or Offering Memorandum. This product may be subject to restrictions with regard to certain persons or in certain countries under national regulations applicable to said persons or in said countries. Lyxor Asset Management and its subsidiaries may not be held responsible for the financial or other consequences that may arise from the investment in this product. The information presented in this document is based on market data at a given moment and may change from time to time. Past performances do not guarantee future results.